



“Inspect group or individual trees with full colour OS mapping. Automatic valuations, root protection areas and much more”

ENGINEER

- Route navigation to survey area
- Work without internet connectivity
- Easy finger draw tools to add new trees
- Mark trees against accurate Ordnance Survey mapping
- Add photos to each inspection record
- Wirelessly upload all data to the office

OPERATIONS

- Review, report and share information from any internet ready device
- Pre defined questions support all major industrial standards
- Export part or all of the survey data in common GIS formats.
- Share location and survey data with any Android, iOS device
- Store historical survey information online
- View live crew locations and productive working time
- Highlight sections to be revisited. These are then lit up on the device to save miscommunication.

SALES

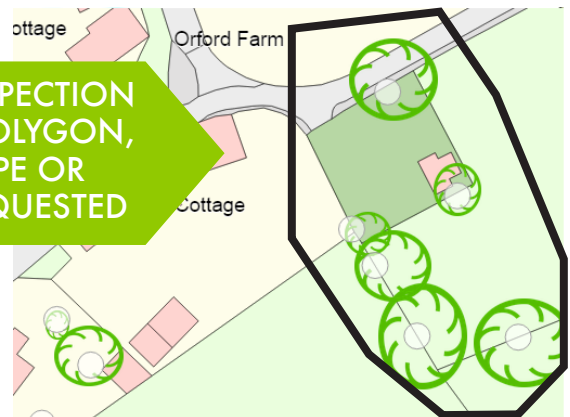
- Provide tree surveys on geo-referenced map tiles for a premium service
- Easily compile reports
- Share location and survey data with any Android, iOS device
- Encourage repeat visits through easy association of asset history.
- Improve response times to customers

CUSTOMER

- Access to data using free mapping products.
- View location and survey data on any Android, iOS device
- Unparalleled interactive reporting via client portals and other products



SELECT INSPECTION AREA BY POLYGON, TREE TYPE OR WORK REQUESTED



Tree crowns, health and condition can be shown on the map

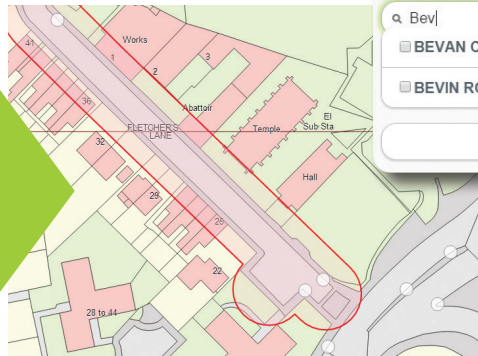
# WORK ALLOCATION MADE EASY



## OPERATIONS

STAGE 1

MARK THE  
SURVEY AREA  
TO DOWNLOAD  
MAPPING TO THE  
SURVEY TEAM.



### Find Road

Bev|

BEVAN CLOSE (Rushall-Sheffield)

BEVIN ROAD (Bentley And Darlaston North)

Show

Use Post Code and area search tools to find the survey area.

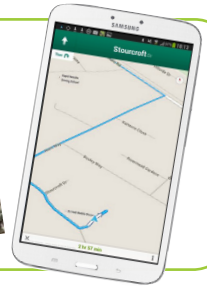
Access historic survey areas to review inspection detail.



## ARBORIST OR CONTRACTOR

STAGE 2

Receive work packages wirelessly and navigate to the site. Create new tree records or update the history of the tree which shows the maintenance completed. Complete visibility over progress can be seen online.



## CUSTOMER FEEDBACK

STAGE 3

Data can be shared and reviewed much quicker by the customer so the turnaround time for further work is reduced. Reporting is clear, detailed and supports industry standards.



- facebook/KaarbonTech
- www.twitter.com/KaarbonTech
- sales@kaarbontech.co.uk
- 0800 804 8844



www.kaarbontech.co.uk