



# Manhole Card

Road	COLEFORD BRIDGE ROAD	Unique Reference	70254194
Ward	Mytchett and Deepcut	Remote Access	None
District	Surrey Heath District (B)	Cycle	AdHoc

Structure Type	Manhole	Chamber Shape	Rectangle
Cover Condition	OK	Access Method	StepIrons
Cover Material	Iron	Shaft Width (mm)	494
Cover Shape	Circular	Shaft Height (mm)	
Cover Width (mm)	660	Chamber Width (mm)	956
Cover Length (mm)		Chamber Length (mm)	1344
Cover Level (m)		Overall Depth (mm)	1630
Cover Duty	HeavyDuty	Chamber Construction	Brick
Cover Manufacturer			

Grating	No	Weir	No
Ladder	No	Screens	No
Step Irons	No	Penstock	No
Side Entry	No	Flume	No
Flap Valve	No	Headwall	No
Orifice	No	Borehole	No
Sluice Gate	No	Grit Pan	No


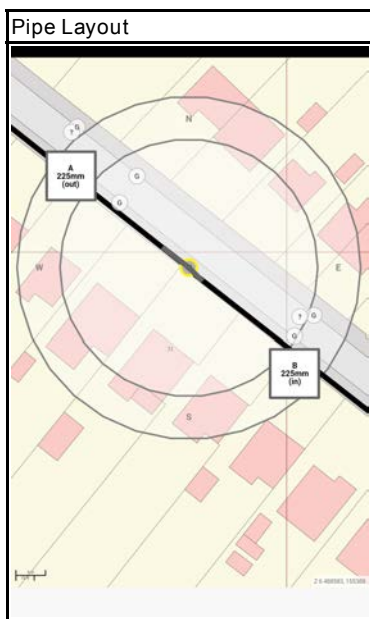
Number of Landings		Structure Location	Footway
System Type	Surface	Strategic	Other

Traffic Management Required	None	Accessible	
-----------------------------	------	------------	--

Cleaned	0	Condition of Base	
Silt Level		Condition of Structure	
Weather on Inspection		Condition of Anti Scour Pad	
Weepholes		Operational on Leaving	

### Pipeline Breakdown

Pipe reference	A	B
Diameter	225	225
Invert	1630	1610
Flow	out	in
Usage	Carrier	Carrier
Shape	Circular	Circular
Material	Clay	Clay





# Manhole Card

Road	COLEFORD BRIDGE ROAD	Unique Reference	70254214
Ward	Mytchett and Deepcut	Remote Access	None
District	Surrey Heath District (B)	Cycle	AdHoc

Structure Type	Manhole	Chamber Shape	Circular
Cover Condition	OK	Access Method	Steplrons
Cover Material	Iron	Shaft Width (mm)	598
Cover Shape	Circular	Shaft Height (mm)	602
Cover Width (mm)	610	Chamber Width (mm)	901
Cover Length (mm)	610	Chamber Length (mm)	
Cover Level (m)		Overall Depth (mm)	2050
Cover Duty	HeavyDuty	Chamber Construction	InSituConcrete
Cover Manufacturer			

Grating	No	Weir	No
Ladder	No	Screens	No
Step Irons	No	Penstock	No
Side Entry	No	Flume	No
Flap Valve	No	Headwall	No
Orifice	No	Borehole	No
Sluice Gate	No	Grit Pan	No

Number of Landings		Structure Location	Footway
System Type	Surface	Strategic	Other

Traffic Management Required	None	Accessible	
-----------------------------	------	------------	--

Cleaned	0	Condition of Base	
Silt Level		Condition of Structure	
Weather on Inspection		Condition of Anti Scour Pad	
Weepholes		Operational on Leaving	

### Pipeline Breakdown

Pipe reference	A	B	C
Diameter	225	150	150
Invert	2050	2020	2020
Flow	out	in	in
Usage	Carrier	Carrier	Carrier
Shape	Circular	Circular	Circular
Material	Clay	Clay	Other





# Manhole Card

Road	COLEFORD BRIDGE ROAD	Unique Reference	70254247
Ward	Mytchett and Deepcut	Remote Access	None
District	Surrey Heath District (B)	Cycle	AdHoc

Structure Type	Manhole	Chamber Shape	Circular
Cover Condition	OK	Access Method	Steplrons
Cover Material	Iron	Shaft Width (mm)	599
Cover Shape	Triangular	Shaft Height (mm)	603
Cover Width (mm)	610	Chamber Width (mm)	901
Cover Length (mm)	610	Chamber Length (mm)	
Cover Level (m)		Overall Depth (mm)	1850
Cover Duty	MediumDuty	Chamber Construction	BoltedConcreteSegments
Cover Manufacturer			

Grating	No	Weir	No
Ladder	No	Screens	No
Step Irons	Yes	Penstock	No
Side Entry	No	Flume	No
Flap Valve	No	Headwall	No
Orifice	No	Borehole	No
Sluice Gate	No	Grit Pan	No

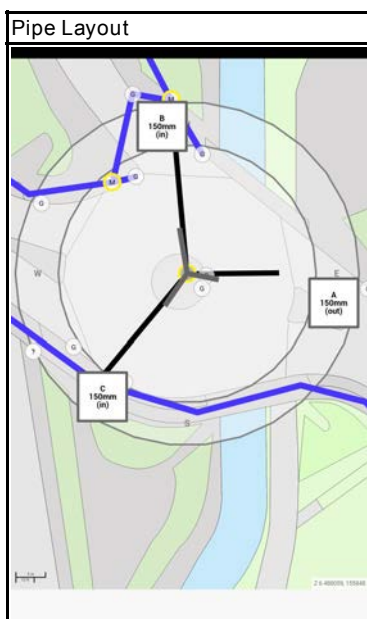
Number of Landings		Structure Location	Verge
System Type	Surface	Strategic	VergeOrHardShoulder

Traffic Management Required	None	Accessible	
-----------------------------	------	------------	--

Cleaned	0	Condition of Base	
Silt Level		Condition of Structure	
Weather on Inspection		Condition of Anti Scour Pad	
Weepholes		Operational on Leaving	

### Pipeline Breakdown

Pipe reference	A	B	C
Diameter	150	150	150
Invert	1850	1830	1830
Flow	out	in	in
Usage	Carrier	Carrier	Carrier
Shape	Circular	Circular	Circular
Material	Clay	Clay	Clay





# Manhole Card

Road	COLEFORD BRIDGE ROAD	Unique Reference	70254250
Ward	Mytchett and Deepcut	Remote Access	None
District	Surrey Heath District (B)	Cycle	AdHoc

Structure Type	Manhole	Chamber Shape	Rectangle
Cover Condition	OK	Access Method	None
Cover Material	Ductile	Shaft Width (mm)	630
Cover Shape	Rectangle	Shaft Height (mm)	630
Cover Width (mm)	630	Chamber Width (mm)	578
Cover Length (mm)	640	Chamber Length (mm)	983
Cover Level (m)		Overall Depth (mm)	570
Cover Duty	LightDuty	Chamber Construction	InSituConcrete
Cover Manufacturer			

Grating	No	Weir	No
Ladder	No	Screens	No
Step Irons	No	Penstock	No
Side Entry	No	Flume	No
Flap Valve	No	Headwall	No
Orifice	No	Borehole	No
Sluice Gate	No	Grit Pan	No

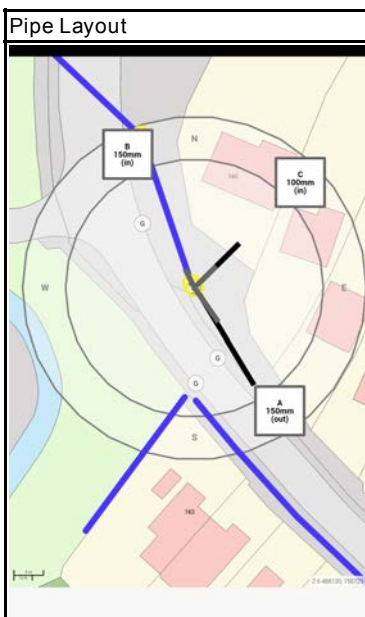
Number of Landings		Structure Location	Verge
System Type	Combined	Strategic	VergeOrHardShoulder

Traffic Management Required	None	Accessible	
-----------------------------	------	------------	--

Cleaned	0	Condition of Base	
Silt Level		Condition of Structure	
Weather on Inspection		Condition of Anti Scour Pad	
Weepholes		Operational on Leaving	

### Pipeline Breakdown

Pipe reference	A	B	C
Diameter	150	150	100
Invert	570	570	580
Flow	out	in	in
Usage	Carrier	Carrier	Carrier
Shape	Circular	Circular	Circular
Material	Other	Other	Clay





# Manhole Card

Road	HAMESMOOR ROAD	Unique Reference	70254259
Ward	Mytchett and Deepcut	Remote Access	None
District	Surrey Heath District (B)	Cycle	AdHoc

Structure Type	Manhole	Chamber Shape	Circular
Cover Condition	OK	Access Method	Steplrons
Cover Material	Iron	Shaft Width (mm)	532
Cover Shape	Circular	Shaft Height (mm)	
Cover Width (mm)	620	Chamber Width (mm)	685
Cover Length (mm)		Chamber Length (mm)	
Cover Level (m)		Overall Depth (mm)	2250
Cover Duty	HeavyDuty	Chamber Construction	InSituConcrete
Cover Manufacturer			

Grating	No	Weir	No
Ladder	No	Screens	No
Step Irons	No	Penstock	No
Side Entry	No	Flume	No
Flap Valve	No	Headwall	No
Orifice	No	Borehole	No
Sluice Gate	No	Grit Pan	No

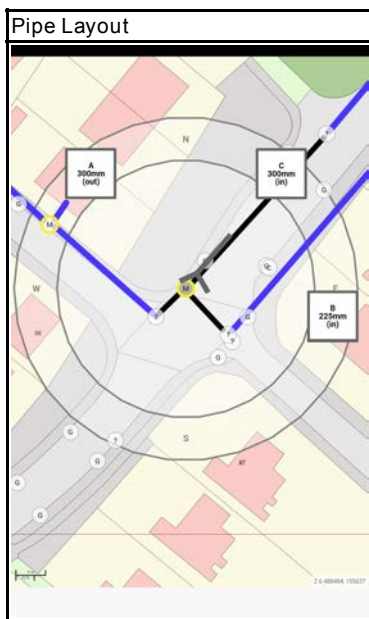
Number of Landings		Structure Location	Footway
System Type	Surface	Strategic	Other

Traffic Management Required	None	Accessible	
-----------------------------	------	------------	--

Cleaned	0	Condition of Base	
Silt Level		Condition of Structure	
Weather on Inspection		Condition of Anti Scour Pad	
Weepholes		Operational on Leaving	

### Pipeline Breakdown

Pipe reference	A	B	C
Diameter	300	225	300
Invert	2250	2020	2220
Flow	out	in	in
Usage	Carrier	Carrier	Carrier
Shape	Circular	Circular	Circular
Material	Clay	Clay	Clay





## Manhole Card

Road	COLEFORD BRIDGE ROAD	Unique Reference	70254217
Ward	Mytchett and Deepcut	Remote Access	None
District	Surrey Heath District (B)	Cycle	AdHoc

Structure Type	Manhole	Chamber Shape	Circular
Cover Condition	OK	Access Method	Steplrons
Cover Material	Ductile	Shaft Width (mm)	598
Cover Shape	Triangular	Shaft Height (mm)	598
Cover Width (mm)	610	Chamber Width (mm)	895
Cover Length (mm)	610	Chamber Length (mm)	
Cover Level (m)		Overall Depth (mm)	
Cover Duty	MediumDuty	Chamber Construction	BoltedConcreteSegments
Cover Manufacturer			

Grating	No	Weir	No
Ladder	No	Screens	No
Step Irons	Yes	Penstock	No
Side Entry	No	Flume	No
Flap Valve	No	Headwall	No
Orifice	No	Borehole	No
Sluice Gate	No	Grit Pan	No

Number of Landings		Structure Location	Footway
System Type	Surface	Strategic	Other

Traffic Management Required	None	Accessible	
-----------------------------	------	------------	--

Cleaned	0	Condition of Base	
Silt Level		Condition of Structure	
Weather on Inspection		Condition of Anti Scour Pad	
Weepholes		Operational on Leaving	

## Pipeline Breakdown

Pipe reference	A	B	C
Diameter	150	150	150
Invert	1370	1360	1360
Flow	out	in	in
Usage	Carrier	Carrier	Carrier
Shape	Circular	Circular	Circular
Material	Clay	Clay	Clay

